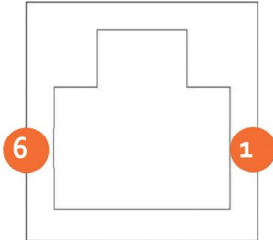
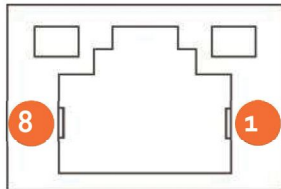


### COM4 (RJ11)



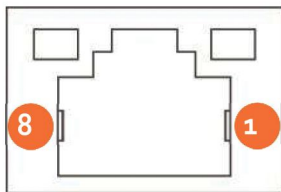
Pin Num	Description	Pin Num	Description
1	GND	4	VCC <sub>12V</sub>
2	RXD	5	TXD
3	NC	6	VCC <sub>5V</sub>

### COM5 (RJ45)



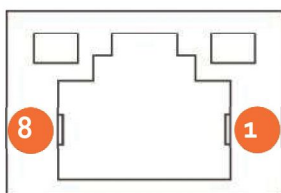
Pin Num	Description	Pin Num	Description
1	DCD	5	GND
2	TXD	6	DTR
3	RXD	7	CTS
4	DSR	8	RTS

### COM6 (RJ45)



Pin Num	Description	Pin Num	Description
1	DCD	5	GND
2	TXD	6	DTR
3	RXD	7	CTS
4	DSR	8	RTS

### USB (RJ45)



Pin Num	Description	Pin Num	Description
1	NC	5	USB-VCC
2	NC	6	USB-D-
3	NC	7	USB-D+
4	NC	8	USB-GND